

OPAL – Instruction for Students (Registration | Course search)


Topics:

- ☒ Where do I find the OPAL platform?
 - ☒ How do I log in?
 - ☒ Where do I find the courses?
-

Please note that you must successfully activate your IDM account on the TUBAF website under 'Direct links' in the password portal (link: <https://activate.tu-freiberg.de/account/activate>) before registering on the Opal platform.

1. Access to the OPAL Platform

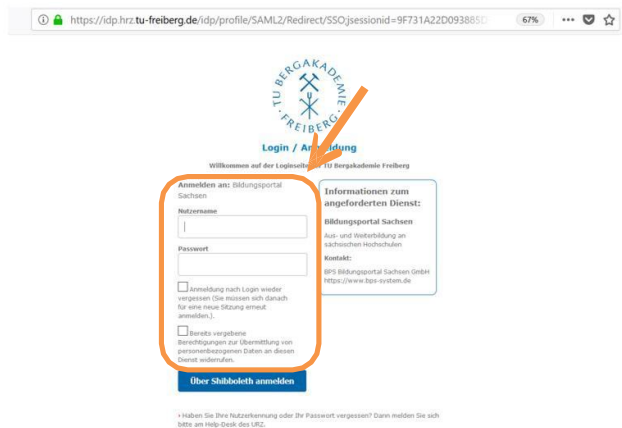
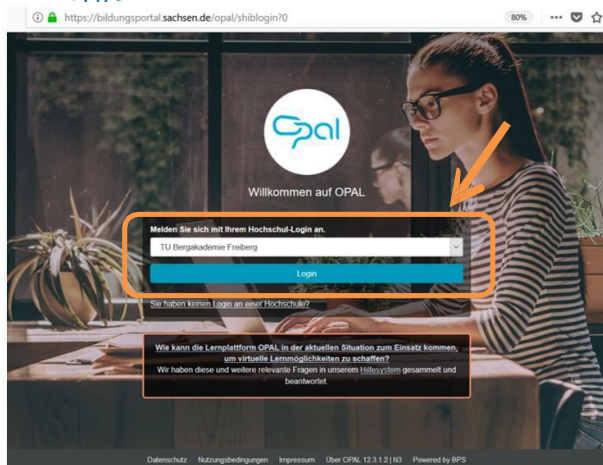
- **Possibility 1:** Open the following link <https://bildungsportal.sachsen.de/opal>
- **Possibility 2:** Go to the TU Bergakademie Universität homepage <https://tu-freiberg.de/> and click on the OPAL button in the „Service Area“.



[Image 1: Access to the OPAL-Plattform via TU BAF home page]

2. Login to the OPAL Platform

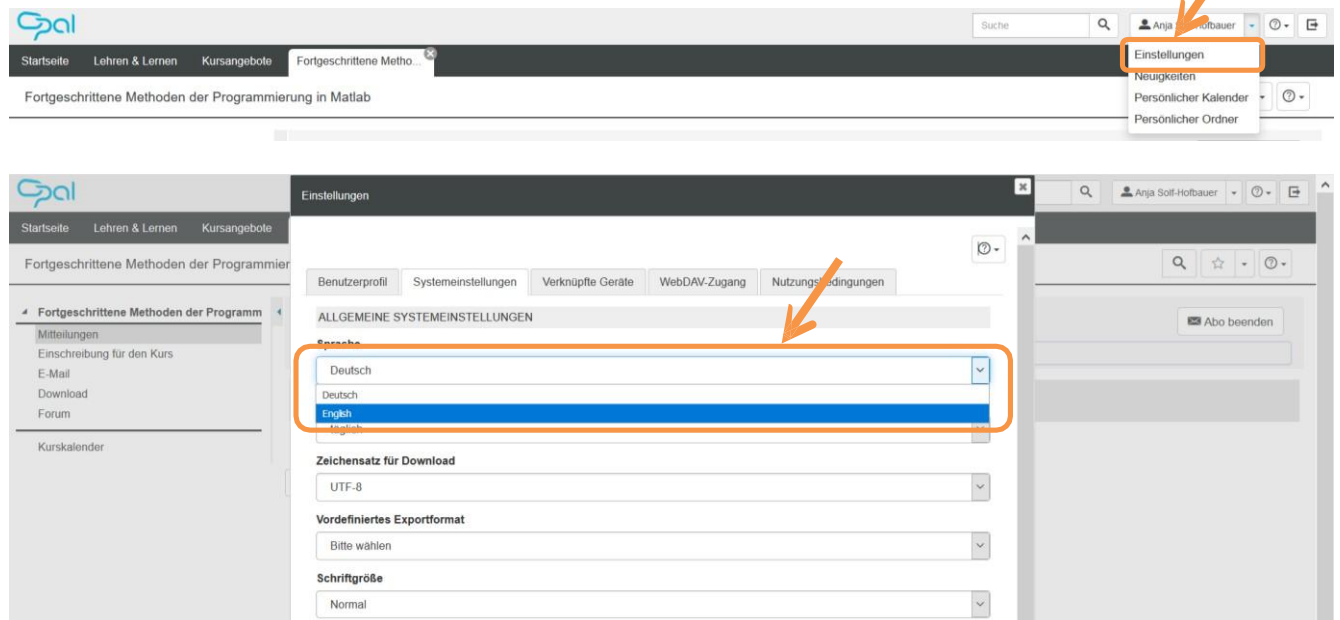
- Choose English as language in the upper right corner of the landing page, but please note, that the OPAL platform will not be translated, you need to change the settings after login
- Select TU Bergakademie from the list with university names
- Log in with your university login data („Benutzername“ = user name; „Passwort“ = password)
- You might check the box „Anmeldung nach Login wieder vergessen“ if you want the system to forget your login data after login (you have to log in again for a new session afterwards).



[Image 2: Login to the OPAL platform]

3. Language Settings


- Click on the arrow to the right of your name
- Click on „Einstellungen“ – the German word for „settings“
- Change „Sprache“ from „Deutsch“ to „English“



[Image 3: Change language settings]

4. Search Courses

- You can find an overview of existing courses and other learning content via the Course **Catalogue** tab. (The courses are only displayed here if they have been integrated into this catalogue by the author/teacher and the visibility has been released for the users.)
- In the upper right area of the learning platform, you can also search for courses using the **search field**.
- You can also access your courses in the area of **Teach & Learn**. In the menu on the left under My Courses you will also find a subdivision into the courses that you may supervise yourself and those which you attend as a participant.



[Image 4: Search options for courses on the OPAL platform]

- In the **Courses portlet "Attending"** on the main page you will find all courses in which you are registered as a participant. You can also open a selected course directly using this portlet.



Further helpful information about working in OPAL courses can also be found here:
(Please remember to set the language to English above in the section „Bereichssprache“)

<https://www.bps-system.de/help/display/LMS/Arbeit+in+Kursen>